

# Replacement of Expiring Levy for Educational Programs and Operations

Resolution #654

First Reading, October 12, 2023



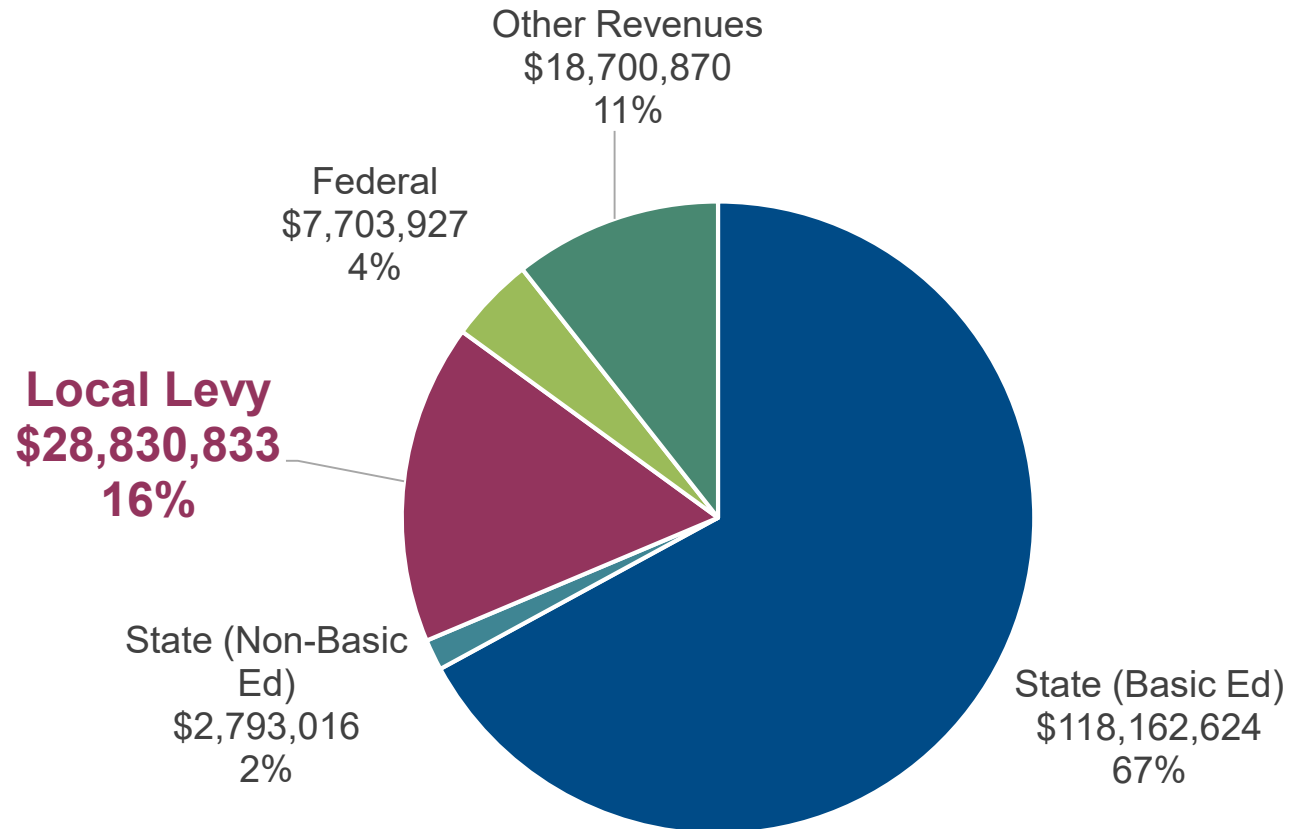
# Background

- Educational Programs & Operations Levies are property taxes put forward by the school board and voted on by our community to “enrich” the program of basic education as narrowly defined by the legislature
  - Often support programs and activities where the state’s funding for basic education has fallen short of being able to adequately deliver the needs and expectations of our students and community.
- EP&O levies are generally replaced every four years.
  - Olympia School District has typically put items on the February ballot.
- EP&O levies require a simple majority 50 percent plus 1, with no validation requirement.
- Levies are based on a calendar year, not a school year.

# How much is the operating levy?

During the 2023-24 school year, we will collect a portion of the 2023 levy and a portion of the 2024 levy. It is roughly a 45% spring collection and 55% fall collection.

The operating levy makes up 16% of our budgeted revenue. This is in alignment with other districts that are limited to the per-pupil collection lid (more on the next slide). Prior to McCleary legislation our levy was closer to 21%.



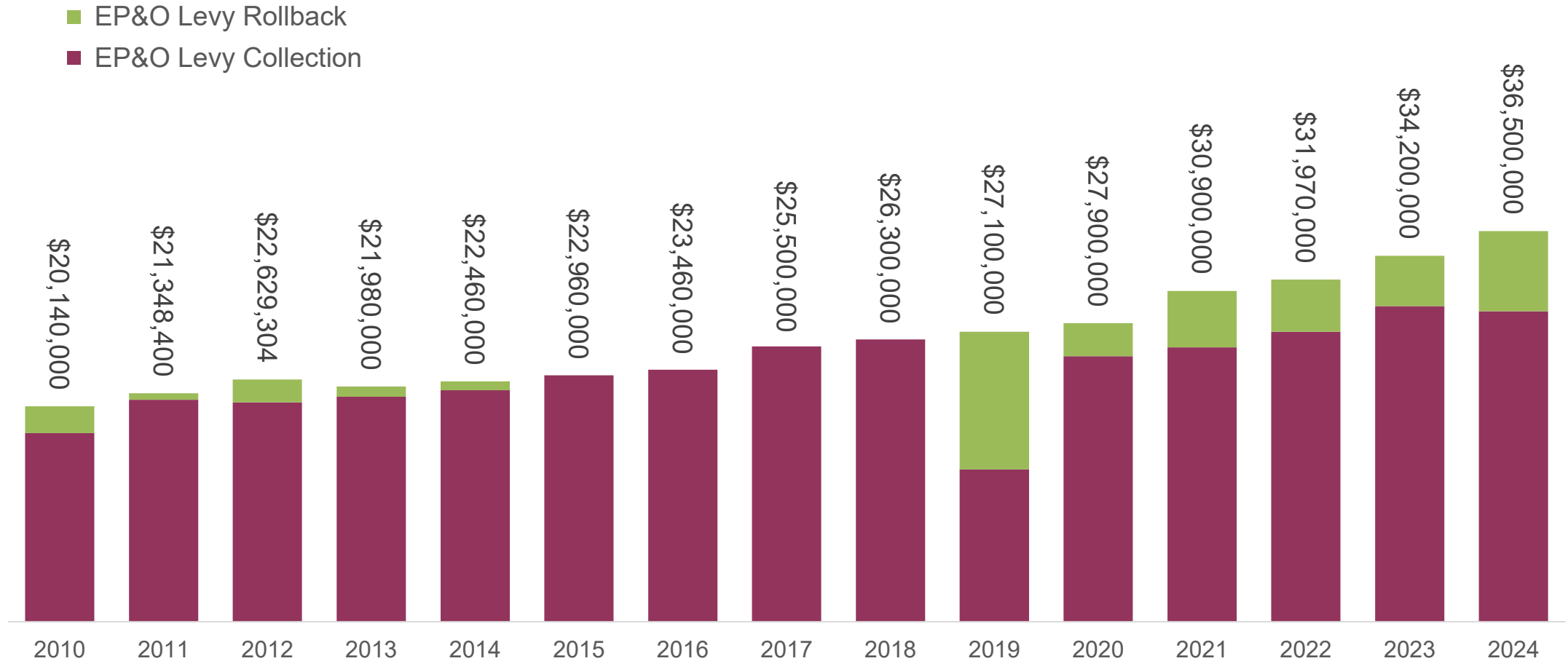
2023-24  
Budget Revenue by Source

# How much are we allowed to collect?

- The state sets the limit of what we are allowed to collect (**Levy Lid**).  
The lesser of:
  - \$2.50 per \$1,000 of Assessed Value or
  - \$2,500 per pupil (adjusted by inflation) about \$2,988 in 2023
    - Olympia School District follows the per pupil model.
- The district can put a higher or lower amount on the ballot. If approved, this is known as the **Voter Approved Levy**.
  - The district will make projections for enrollment, look at inflation forecasts, and analyze assessed property value trends and projections.
- The district can only collect the lower of the voter approved levy or the levy lid set by the state. When the district collects less than the voters approved this is known as **rollback**.

# Olympia's Levy Collection History

Olympia School District's Voter Approved Levy Amounts



# How do we use Local Levy Funds?



# What does the levy pay for?



Support for our teachers and other staff with market based salaries, time at the beginning and ending of the school year, and professional learning and collaboration opportunities.



Additional staffing beyond what the state funds and enhancements to programs to deliver on our student outcomes.



Sports, clubs, and extra curriculars are funded through a combination of fundraising, family support, and local levy support.



A variety of course offerings and program opportunities to prepare students for the future they choose.

# State Allocations for Compensation vs. Market-rate (Paid) Compensation

<b>Salaries and Benefits</b>	<b>State Allocation</b>	<b>Market-rate Cost</b>	<b>Difference</b>	<b>Percent of State</b>
Principal	\$ 145,267	\$ 239,762	\$ 94,495	65.05%
Assistant Principal	\$ 145,267	\$ 203,710	\$ 58,443	40.23%
Classroom Teachers	\$ 107,273	\$ 143,956	\$ 36,683	34.20%
Teacher Librarian	\$ 107,273	\$ 153,201	\$ 45,928	42.81%
Counselor/Social Worker	\$ 107,273	\$ 154,582	\$ 47,309	44.10%
Nurse	\$ 107,273	\$ 153,201	\$ 45,928	42.81%
Health Room Assistant**	\$ 44,571	\$ 44,243	\$ (328)	-0.74%
Office Professional	\$ 59,429	\$ 66,382	\$ 6,953	11.70%
6 Hr Paraeducator**	\$ 44,571	\$ 44,243	\$ (328)	-0.74%
Custodian**	\$ 79,238	\$ 78,035	\$ (1,203)	-1.52%

\*\*Once additional time off, overtime provisions, and education stipends are incorporated, this difference is diminished.



# More Staff to meet student needs

## About the table:

The state funds schools through a prototypical funding model similar to this table. This is one approach to align school and district staff in general ed programs with the state prototypical model.

Not all staff categories perfectly align and staff in the district will have nuanced and varied job descriptions. Salaries & Benefits account for additional pay per staff member and the difference in staff levels.

Staff Type	State Staff FTE	State Funded Salaries & Benefits	District Staff FTE	District Salaries & Benefits	Variance Staff FTE	Variance Salaries & Benefits
Principals	24.5	\$ 3,562,807	32.1	\$ 5,140,356	7.6	\$ 1,577,550
Classroom Teachers	396.9	\$ 42,498,080	396.1	\$50,196,652	(0.8)	\$ 7,698,572
Librarians	10.7	\$ 1,150,119	11.6	\$ 1,652,071	0.8	\$ 501,953
Counselors	21.4	\$ 2,295,420	20.8	\$ 2,820,331	(0.7)	\$ 524,912
Nurses (includes classified at district level)	4.9	\$ 526,130	11.0	\$ 743,235	6.1	\$ 217,106
Social Workers	1.8	\$ 187,368	4.6	\$ 723,300	2.9	\$ 535,932
Psychologists	0.6	\$ 65,525	-	\$ -	(0.6)	\$ (65,525)
Teaching Assistance	14.8	\$ 1,205,015	41.7	\$ 3,805,417	27.0	\$ 2,600,402
Office Support	40.7	\$ 3,322,526	31.8	\$ 3,402,315	(8.9)	\$ 79,790
Custodians	34.6	\$ 2,821,143	53.0	\$ 4,113,329	18.4	\$ 1,292,186
Student and Staff Safety	1.6	\$ 134,262	4.1	\$ 350,343	2.4	\$ 216,081
Family Involvement Coordinators	0.9	\$ 75,007	10.2	\$ 920,273	9.2	\$ 845,266
Technology	4.9	\$ 401,318	7.3	\$ 1,078,427	2.3	\$ 677,109
Facilities, Maintenance, Grounds	14.2	\$ 1,158,493	17.3	\$ 1,865,643	3.1	\$ 707,150
Warehouse, Laborers, Mechanics	2.6	\$ 212,126	-	\$ -	(2.6)	\$ (212,126)
Central Office - Admin	7.8	\$ 1,128,041	7.6	\$ 1,588,369	(0.2)	\$ 460,328
Central Office - Classified	22.7	\$ 1,854,535	29.0	\$ 3,528,360	6.3	\$ 1,673,824
<b>Total</b>	<b>605.7</b>	<b>\$ 62,597,916</b>	<b>678.1</b>	<b>\$81,928,423</b>	<b>72.4</b>	<b>\$19,330,507</b>

# Additional Support for Basic Student Needs

- Regular Instruction & District Wide Support \$18,359,817
  - As displayed on the previous slide, additional staff units and compensation costs for all district staff.
  - Specialty program offerings at schools including Avanti and ORLA and zero hour program
  - Additional staff through our High Poverty allocation
  - Utilities & Insurance \$ 1,461,203
- Transportation \$668,899
  - To-and-From school transportation
  - Field trips are an additional \$239,211, included in Regular Instruction figures
- Extra Curriculars
  - Outdoor Education \$101,913
  - Sports, Clubs, and Activities \$1,674,268

# Additional Support through Special Programs

- Special Education                    \$8,155,636
  - Additional 1-on-1 supports
  - Additional para staffing in classrooms
  - Additional pay for time to complete IEP documentation and meetings
- Compensatory Ed                    \$637,170
  - Support for our multi-lingual students
- Other Instructional Programs       \$378,267
  - ALPS program at Roosevelt
  - JAMS program at Jefferson
  - Assessment & referral through the ESD

# How much is the Replacement Levy?



# Assumptions

- Assessed property value will grow by 7.9%.
  - This is the 5-year and 10-year trend.
- Inflation will grow the per-pupil inflator by 2.5% to 2.0% each year.
  - CPI as reported by the Economic and Revenue Growth Forecast Council and published by OSPI.
- Enrollment will remain flat.
- The Legislature may adjust levy lid laws at some point in the next four-years and the district will be able to respond.
  - Assume levy lid will raise to \$2.50 per \$1,000 of assessed property value.

# Resolution #654

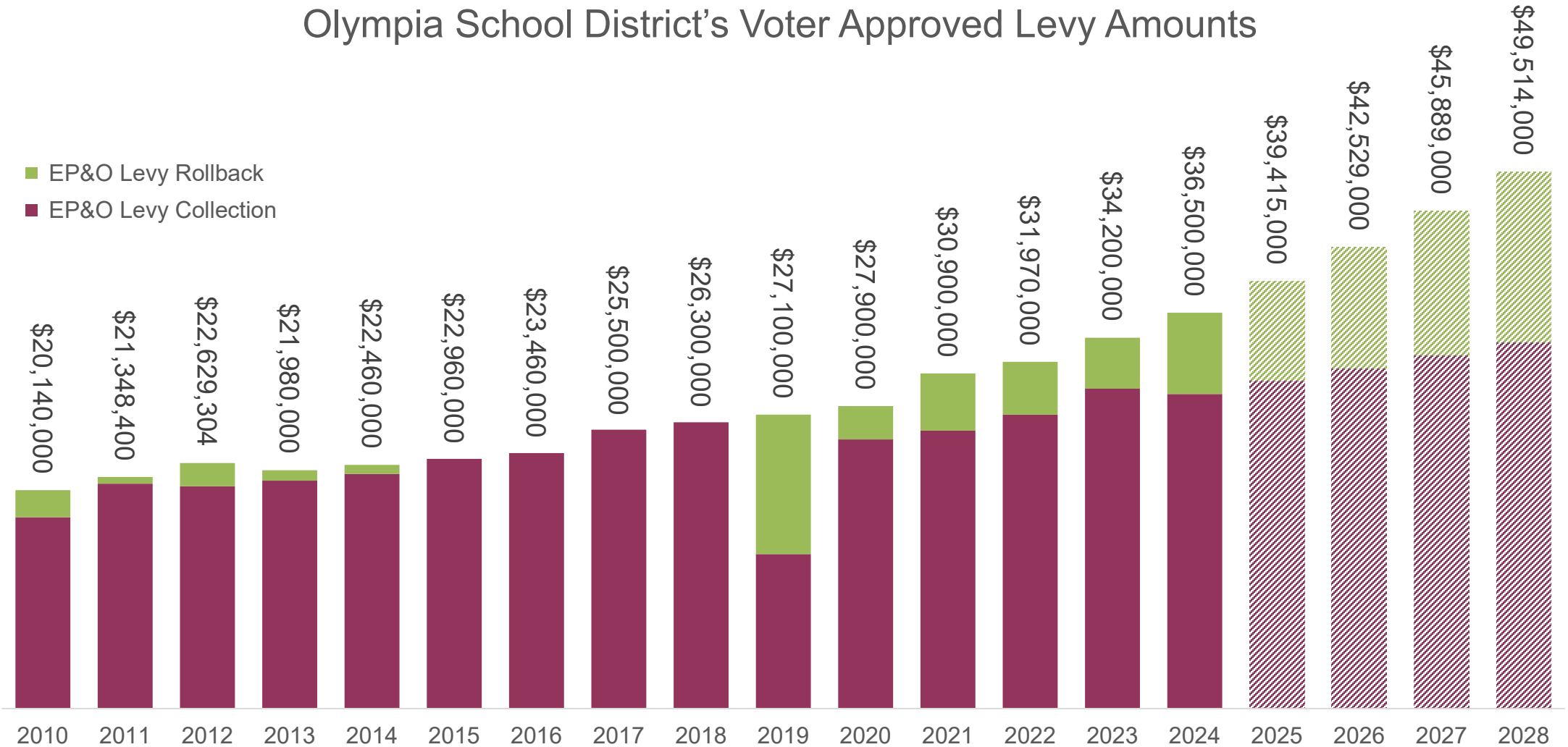
	2024	2025	2026	2027	2028
1 <b>Proposed EP&amp;O Levy Replacement</b>	\$36,500,000	<b>\$39,415,000</b>	<b>\$42,529,000</b>	<b>\$45,889,000</b>	<b>\$49,514,000</b>
2 <b>Estimated Collectible Levy (Levy Lid)</b>	\$29,012,356	<b>\$30,263,464</b>	<b>\$31,383,486</b>	<b>\$32,576,687</b>	<b>\$33,814,972</b>
3 Estimated Rollback	\$7,487,644	\$9,151,536	\$11,145,514	\$13,312,313	\$15,699,028
4 Estimated Tax Rate at Levy Lid	\$1.93	\$1.92	\$1.84	\$1.77	\$1.71
5 Estimated Maximum Tax Rate	\$2.50	\$2.50	\$2.50	\$2.50	\$2.50

Note: 2024 values are presented for informational purposes and are not part of Resolution #654

# Olympia's EP&O Levy Collection History

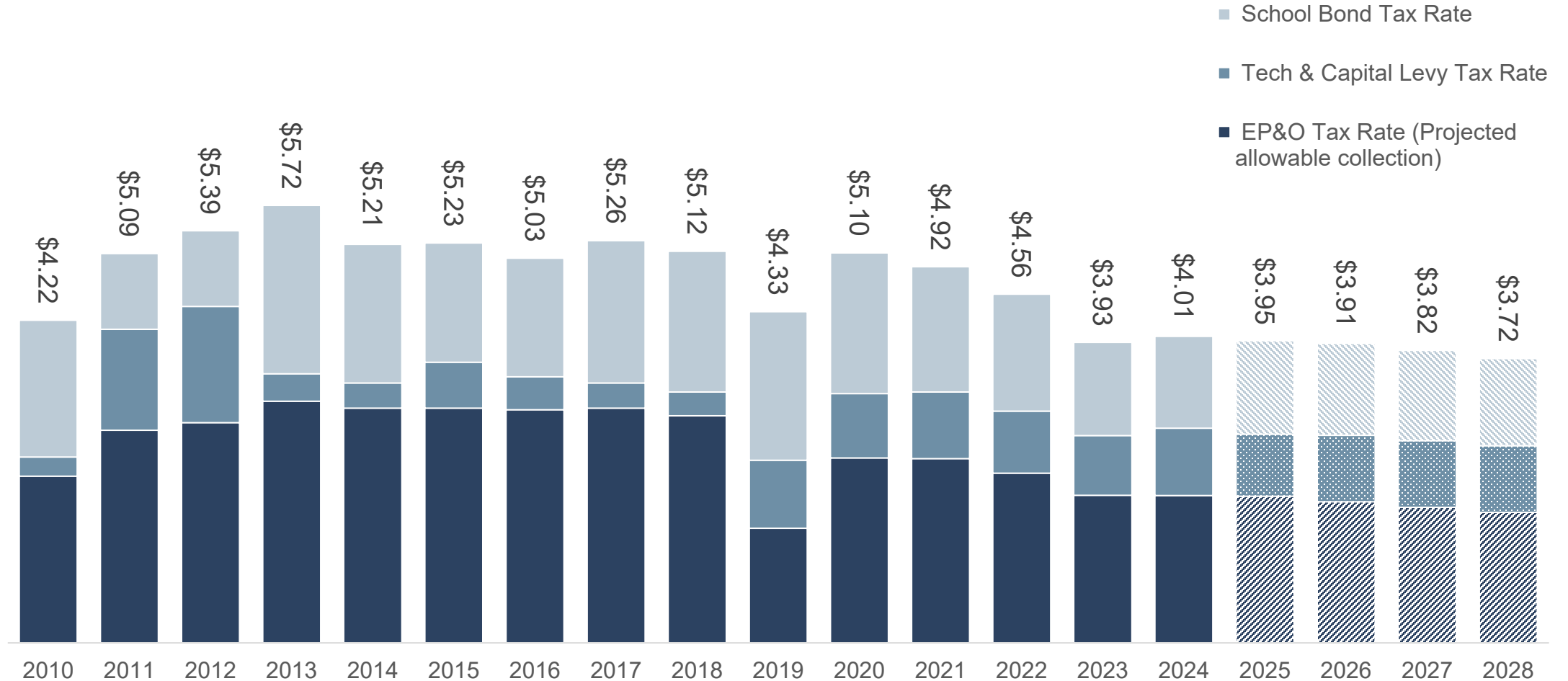
## and proposed replacement

Olympia School District's Voter Approved Levy Amounts



# Olympia's Tax Rate History

Olympia School District's Levy & Bond Tax Rates

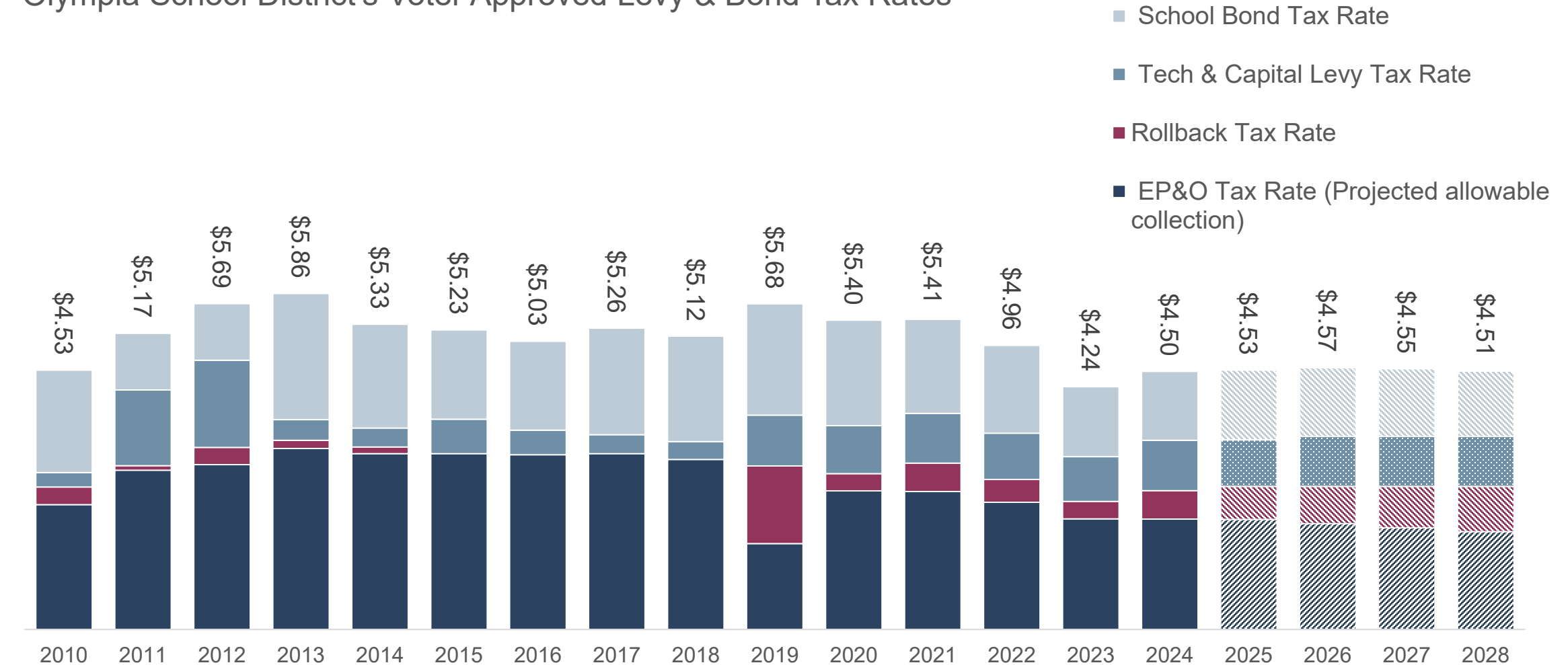




# Olympia's Tax Rate History

at Voter Approved Level

Olympia School District's Voter Approved Levy & Bond Tax Rates

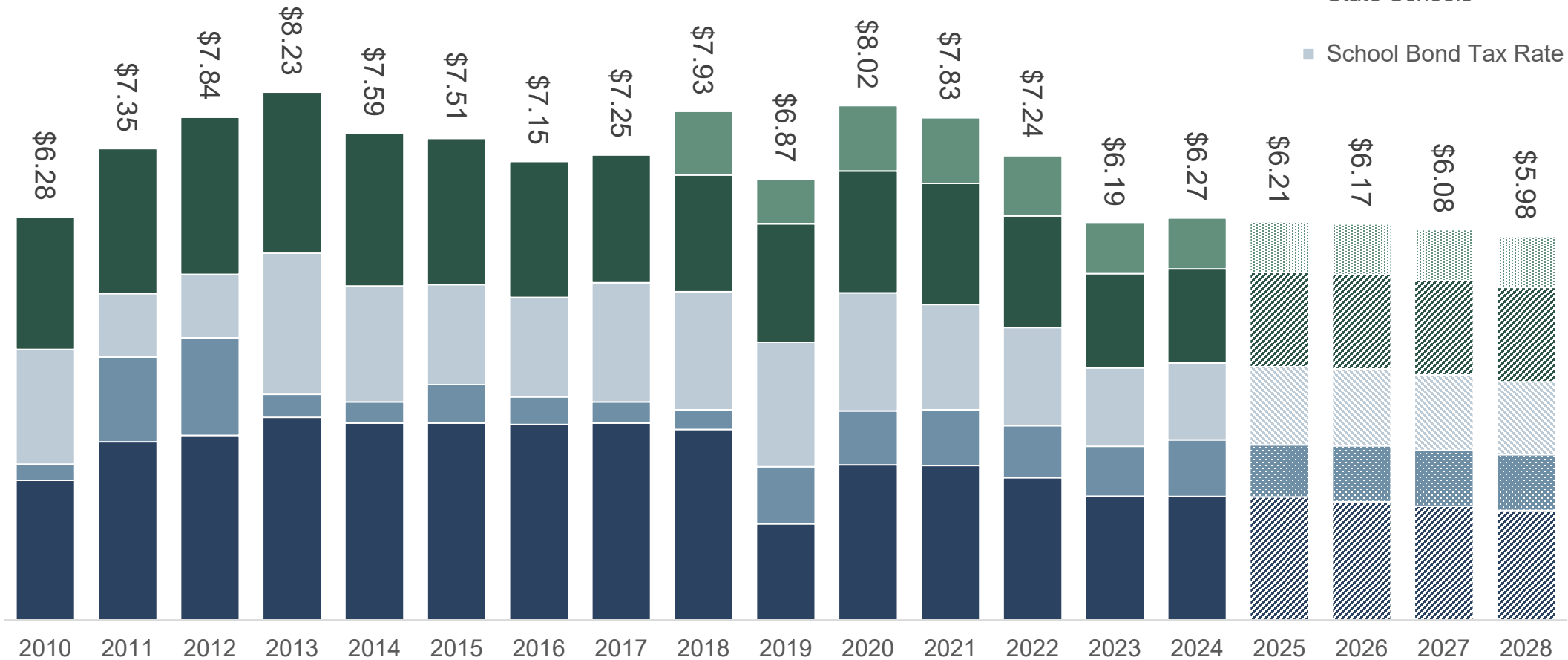


# Olympia's Tax Rate History

with State Schools Included

Olympia School District's State & Local Tax Rates

- State Schools McCleary
- State Schools
- School Bond Tax Rate



# Timeline

<b>Date</b>	<b>Deadline</b>
October 13	Submit Pre-Ballot Approval to OSPI
October 26	Second Reading of Resolution #654
Early November	Advertise for “Pro” and “Con” Committee
December 15	Resolution due to Thurston County Auditor

Awaiting more information from Thurston County for the February 2024 Election.  
Will update Board as more information becomes available.



# For more information:

Kate Davis

[KADavis@OSD.wednet.edu](mailto:KADavis@OSD.wednet.edu)

